

# THE PERIMETER HEATING COMPANY



AIR CURTAIN PRODUCT BROCHURE

The Perimeter Heating Company's range of air curtains are a high performance, energy efficient solution, ideally suited for use in offices, retail outlets, manufacturing facilities, reception areas and warehouses. Standard, Architectural and Recessed models are available in ambient, hot water or electric options.

Custom units can also be manufactured to customer requirements, for mounting above revolving doors and within bulkheads etc. Contact our office to discuss your bespoke design.

## Standard Models

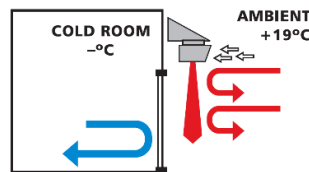
Our standard over door air curtains are a powerful range of modular air curtains, built to a high quality with a modern angular design. Suitable for pedestrian doorways up to a height of 2.7metres and a width of 2 metres.



Easy to install and service this low cost and continuously rated unit meets with specifier and end user needs.

Finished in a high-quality polyester powder coat to RAL 9010, (Other colours available on request).

The Ambient version of this model is often utilised to protect food preparation areas, chill rooms, food ripening areas and warehouses against insects from entering food storage/preparation areas and the ingress of warm air into temperature controlled zones.



## Architectural Models

Our architectural air curtains meet architects' requirements for neat, unobtrusive, efficient installations. Supplied in either mirror polished or brushed stainless steel, or colour coded to most RAL colours. The stylish softened lines of this unit will fit in well with any contemporary interior.

The addition of a vertically mounted option alongside the traditional over door unit allows for installation of units where slimline structures cannot bear the weight of a traditional unit or a traditional unit will interfere with minimalist building designs or period features.



## Recessed Models

Our recessed air curtains use the same high-quality components as our standard and high duty models. They are specifically designed to fit into small recessed ceiling areas having a depth of only 250mm (300mm on high duty model).

Supplied with a drop down hinged, linear grille for ease of installation and servicing. This compact recessed range for ceiling heights up to 3.7 metres is suitable when an unobtrusive air curtain is required.

The linear grille is finished in a high-quality polyester powder coat to RAL 9010, (Other colours available on request).



## Industrial Models

Our Industrial air curtains are of an aesthetically pleasing modular design, suitable for apertures of up to 6 metres in height, ideally suited for large cold stores, loading bays and roller shutter access doors.

Available as Ambient, Electrically heated, LPHW, MTHW, Super-Heated Water and Steam models.

*Please contact the office for quotes/technical information on this product.*



## High Duty Models

Standard, Architectural and Recessed models are also available in a slightly larger high duty option for mounting up to 3.7 metres high or for areas with substantial heating requirements.

*Refer to page 5 for technical details.*

# Technical Information – Standard Outputs

## Standard Models

Model Code	Heat Output	Max Current	Motor Power	Voltage	Max Air Vol m3/h	Max Height	Noise Level dB(A)	Weight KG	Unit Dimensions			Unit Fixing Positions		
									A mm	B mm	C mm	D mm	E mm	F mm
PHAC 10 AS		0.52 A	60 W	220V/1ph	1490	2.7m	55/52	20	1100	300	200	1040	190	1040
PHAC 10 WS	8Kw	0.52 A	60 W	220V/1ph	1300	2.7m	54/51	24	1100	300	200	1040	190	1040
PHAC 10 ES	7Kw	1.0 A*	60 W	380V/3ph	1400	2.7m	55/52	23	1100	300	200	1040	190	1040
PHAC 15 AS		0.52 A	60 W	220V/1ph	2200	2.7m	56/53	30	1600	300	200	1540	190	1540
PHAC 15 WS	12Kw	0.52 A	60 W	220V/1ph	2000	2.7m	55/53	36	1600	300	200	1540	190	1540
PHAC 15 ES	12Kw	1.7 A*	60 W	380V/3ph	2100	2.7m	56/53	35	1600	300	200	1540	190	1540
PHAC 20 AS		1.04 A	120 W	220V/1ph	2980	2.7m	58/55	40	2200	300	200	2140	190	2140
PHAC 20 WS	16Kw	1.04 A	120 W	220V/1ph	2600	2.7m	57/54	48	2200	300	200	2140	190	2140
PHAC 20 ES	14Kw	2.0 A*	120 W	380V/3ph	2800	2.7m	58/55	46	2200	300	200	2140	190	2140

\*per ph Single Phase 220-230v / 3 Phase 380-415v  
LTHW @ 80/60°C

**A**mbient **S**tandard

**W**ater **S**tandard

**E**lectric **S**tandard

## Architectural Models

Model Code	Heat Output	Max Current	Motor Power	Voltage	Max Air Vol m3/h	Max Height	Noise Level dB(A)	Weight KG	Unit Dimensions		
									W mm	H mm	D mm
PHAC 10 AA		0.52 A	60 W	220V/1ph	1480	2.7m	55/52	33	1200	360	280
PHAC 10 WA	10Kw	0.52 A	60 W	220V/1ph	1290	2.7m	54/51	37	1200	360	280
PHAC 10 EA	9Kw	1.3 A*	60 W	380V/3ph	1290	2.7m	55/52	35	1200	360	280
PHAC 15 AA		0.52 A	60 W	220V/1ph	2200	2.7m	56/53	54	1700	360	280
PHAC 15 WA	15Kw	0.52 A	60 W	220V/1ph	2000	2.7m	55/53	60	1700	360	280
PHAC 15 EA	12Kw	1.7 A*	60 W	380V/3ph	2100	2.7m	56/53	55	1700	360	280
PHAC 20 AA		1.04 A	120 W	220V/1ph	2780	2.7m	58/55	72	2200	360	280
PHAC 20 WA	20Kw	1.04 A	120 W	220V/1ph	2400	2.7m	57/54	80	2200	360	280
PHAC 20 EA	14Kw	2.0 A*	120 W	380V/3ph	2590	2.7m	58/55	75	2200	360	280

\*per ph Single Phase 220-230v / 3 Phase 380-415v  
LTHW @ 80/60°C

**A**mbient **A**rchitectural

**W**ater **A**rchitectural

**E**lectric **A**rchitectural

(H) or (V) bracketed additional code to identify **H**orizontal or **V**ertical [e.g. PHAC 15 WA(H) for 1500mm long, Water, Architectural (Horizontal)]

## Recessed Models

Model Code	Heat Output	Max Current	Motor Power	Voltage	Max Air Vol m3/h	Max Height	Noise Level dB(A)	Weight KG	Unit Dimensions			
									A mm	B mm	C mm	D mm
PHAC 10 AR		0.52 A	60 W	220V/1ph	1480	2.7m	55/52	30	1140	1200	1115	250
PHAC 10 WR	8Kw	0.52 A	60 W	220V/1ph	1290	2.7m	54/51	34	1140	1200	1115	250
PHAC 10 ER	7Kw	1.0 A*	60 W	380V/3ph	1290	2.7m	55/52	32	1140	1200	1115	250
PHAC 15 AR		0.52 A	60 W	220V/1ph	2200	2.7m	56/53	44	1640	1700	1615	250
PHAC 15 WR	12Kw	0.52 A	60 W	220V/1ph	2000	2.7m	55/53	50	1640	1700	1615	250
PHAC 15 ER	12Kw	1.7 A*	60 W	380V/3ph	2100	2.7m	56/53	48	1640	1700	1615	250
PHAC 20 AR		1.04 A	120 W	220V/1ph	2780	2.7m	58/55	60	2140	2200	2115	250
PHAC 20 WR	16Kw	1.04 A	120 W	220V/1ph	2400	2.7m	57/54	68	2140	2200	2115	250
PHAC 20 ER	14Kw	2.0 A*	120 W	380V/3ph	2590	2.7m	58/55	64	2140	2200	2115	250

\*per ph Single Phase 220-230v / 3 Phase 380-415v  
LTHW @ 80/60°C

**A**mbient **R**ecessed

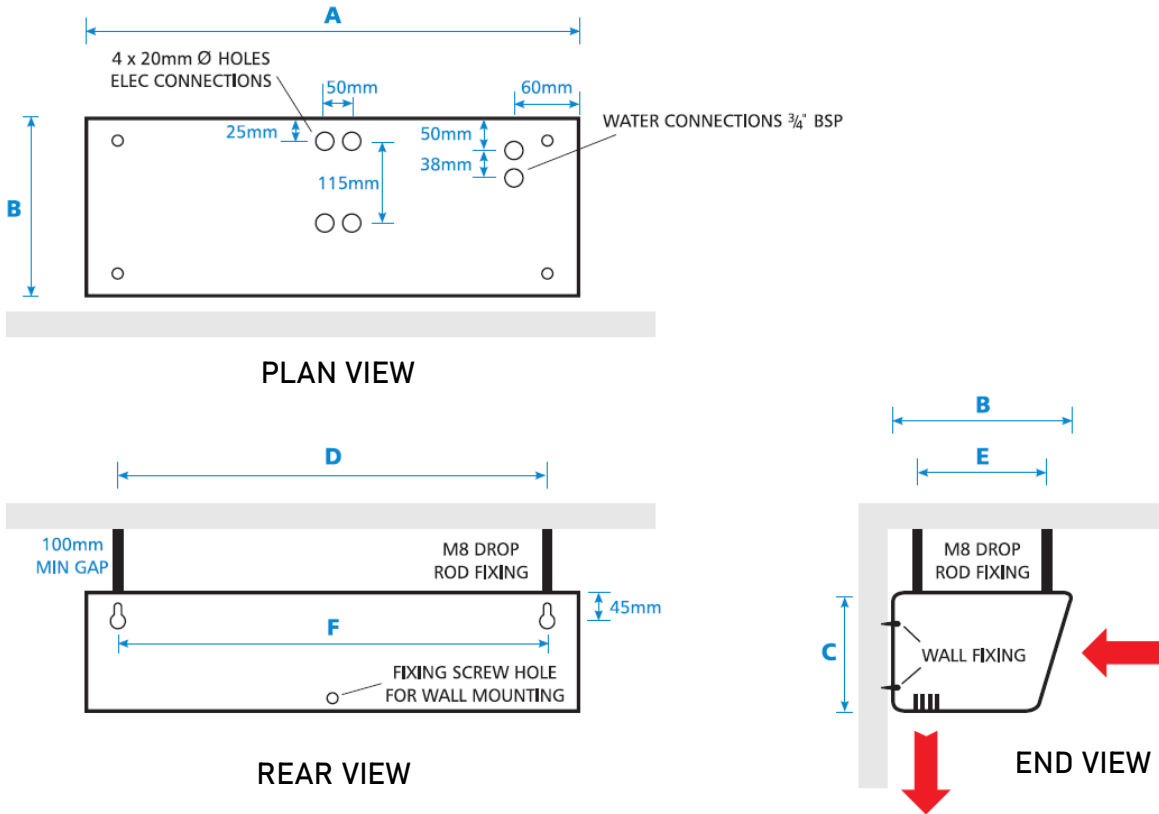
**W**ater **R**ecessed

**E**lectric **R**ecessed

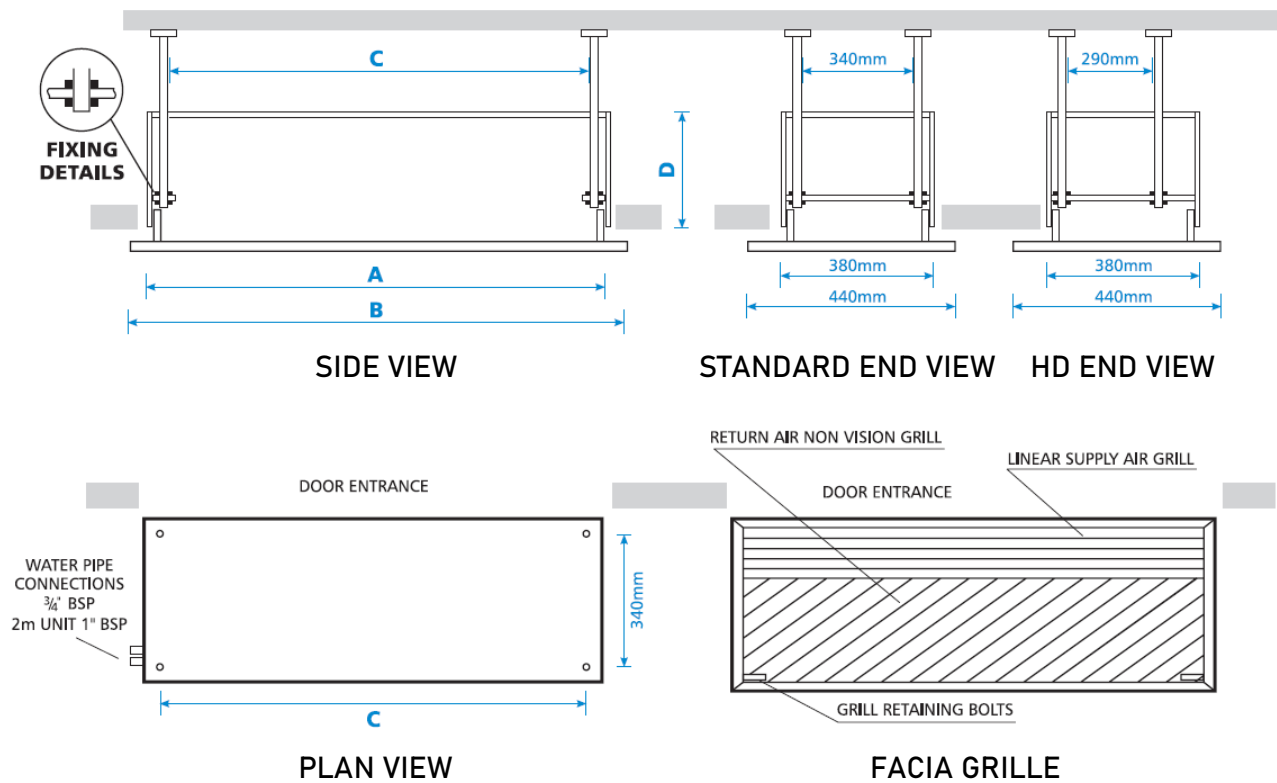
For drawings refer to page 4

# Technical Information – Drawing Detail

## Standard Models



## Recessed Models



# Technical Information – High Duty

## Standard HD Models

Model Code	Heat Output	Max Current	Motor Power	Voltage	Max Air Vol m3/h	Max Height	Noise Level dB(A)	Weight KG	Unit Dimensions			Unit Fixing Positions		
									A mm	B mm	C mm	D mm	E mm	F mm
PHAC-HD 10 AS		1.39 A	180 W	220V/1ph	1810	3.7m	69/66	25	1100	350	250	1040	245	1040
PHAC-HD 10 WS	11Kw	1.39 A	180 W	220V/1ph	1660	3.7m	68/65	29	1100	350	250	1040	245	1040
PHAC-HD 10 ES	12Kw	17 A*	180 W	380V/3ph	1800	3.7m	69/66	28	1100	350	250	1040	245	1040
PHAC-HD 15 AS		1.39 A	180 W	220V/1ph	2900	3.7m	71/68	35	1600	350	250	1540	245	1540
PHAC-HD 15 WS	16Kw	1.39 A	180 W	220V/1ph	2700	3.7m	70/67	41	1600	350	250	1540	245	1540
PHAC-HD 15 ES	18Kw	26 A*	180 W	380V/3ph	2640	3.7m	71/68	40	1600	350	250	1540	245	1540
PHAC-HD 20 AS		2.78 A	360 W	220V/1ph	3620	3.7m	72/69	50	2200	350	250	2140	245	2140
PHAC-HD 20 WS	22Kw	2.78 A	360 W	220V/1ph	3320	3.7m	71/68	58	2200	350	250	2140	245	2140
PHAC-HD 20 ES	24Kw	35 A*	360 W	380V/3ph	3600	3.7m	72/69	56	2200	350	250	2140	245	2140

\*per ph Single Phase 220-230v / 3 Phase 380-415v  
LTHW @ 80/60°C

**Ambient Standard**

**Water Standard**

**Electric Standard**

## Architectural HD Models

Model Code	Heat Output	Max Current	Motor Power	Voltage	Max Air Vol m3/h	Max Height	Noise Level dB(A)	Weight KG	Unit Dimensions		
									W mm	H mm	D mm
PHAC-HD 10 AA		1.39 A	180 W	220V/1ph	1810	3.7m	69/66	33	1200	360	280
PHAC-HD 10 WA	11Kw	1.39 A	180 W	220V/1ph	1660	3.7m	68/65	37	1200	360	280
PHAC-HD 10 EA	12Kw	17 A*	180 W	380V/3ph	1800	3.7m	69/66	35	1200	360	280
PHAC-HD 15 AA		1.39 A	180 W	220V/1ph	2900	3.7m	71/68	54	1700	360	280
PHAC-HD 15 WA	16Kw	1.39 A	180 W	220V/1ph	2700	3.7m	70/67	60	1700	360	280
PHAC-HD 15 EA	18Kw	26 A*	180 W	380V/3ph	2640	3.7m	71/68	55	1700	360	280
PHAC-HD 20 AA		2.78 A	360 W	220V/1ph	3620	3.7m	72/69	72	2200	360	280
PHAC-HD 20 WA	22Kw	2.78 A	360 W	220V/1ph	3320	3.7m	71/68	80	2200	360	280
PHAC-HD 20 EA	24Kw	35 A*	360 W	380V/3ph	3600	3.7m	72/69	75	2200	360	280

\*per ph Single Phase 220-230v / 3 Phase 380-415v  
LTHW @ 80/60°C

**Ambient Architectural**

**Water Architectural**

**Electric Architectural**

(H) or (V) bracketed additional code to identify Horizontal or Vertical [e.g. PHAC-HD 15 WA(H) for 1500mm long, Water, Architectural (Horizontal)]

## Recessed HD Models

Model Code	Heat Output	Max Current	Motor Power	Voltage	Max Air Vol m3/h	Max Height	Noise Level dB(A)	Weight KG	Unit Dimensions			
									A mm	B mm	C mm	D mm
PHAC-HD 10 AR		1.39 A	180 W	220V/1ph	1810	3.7m	69/66	32	1140	1200	1115	300
PHAC-HD 10 WR	11Kw	1.39 A	180 W	220V/1ph	1660	3.7m	68/65	36	1140	1200	1115	300
PHAC-HD 10 ER	12Kw	17 A*	180 W	380V/3ph	1800	3.7m	69/66	34	1140	1200	1115	300
PHAC-HD 15 AR		1.39 A	180 W	220V/1ph	2900	3.7m	71/68	46	1640	1700	1615	300
PHAC-HD 15 WR	16Kw	1.39 A	180 W	220V/1ph	2700	3.7m	70/67	52	1640	1700	1615	300
PHAC-HD 15 ER	18Kw	26 A*	180 W	380V/3ph	2640	3.7m	71/68	50	1640	1700	1615	300
PHAC-HD 20 AR		2.78 A	360 W	220V/1ph	3620	3.7m	72/69	64	2140	2200	2115	300
PHAC-HD 20 WR	22Kw	2.78 A	360 W	220V/1ph	3320	3.7m	71/68	72	2140	2200	2115	300
PHAC-HD 20 ER	24Kw	35 A*	360 W	380V/3ph	3600	3.7m	72/69	68	2140	2200	2115	300

\*per ph Single Phase 220-230v / 3 Phase 380-415v  
LTHW @ 80/60°C

**Ambient Recessed**

**Water Recessed**

**Electric Recessed**

# Controls & Wiring

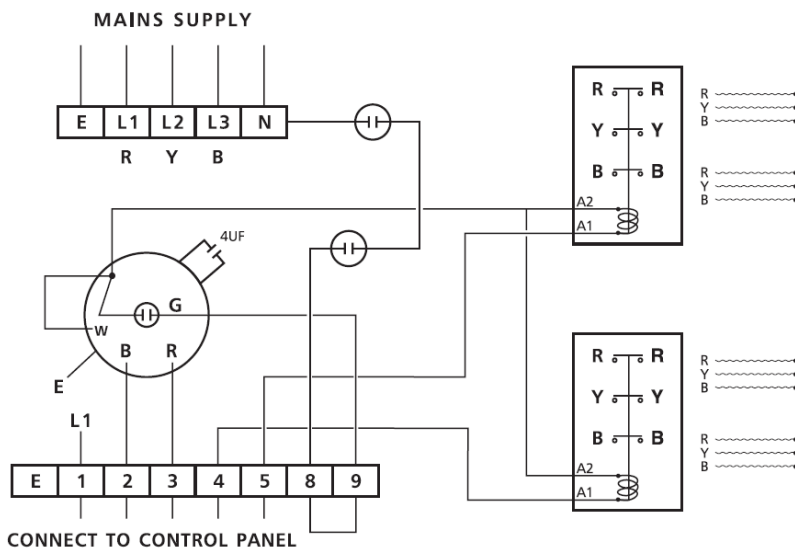
Air curtains are supplied with remote control panels as standard and can be flush or wall mounted. Ambient and water heated units have a three position switch for fan speed only (Low/Off/High). Electrically heated units are supplied with an extra three position switch for the heating element (Off/Low/High). Each control panel can be used to control single or multiple units.



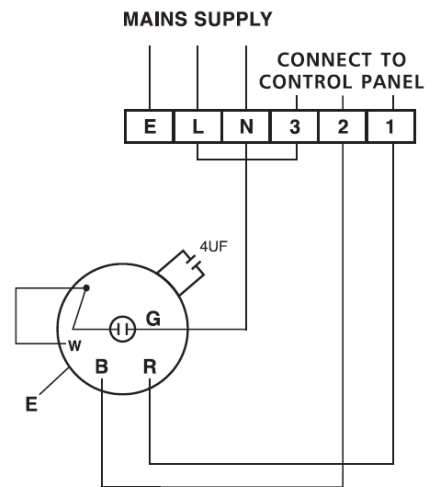
## Additional Controls

Thermostatic and valve controls, door switches and BMS volt free contacts (enable/disable/fault). All available on request.

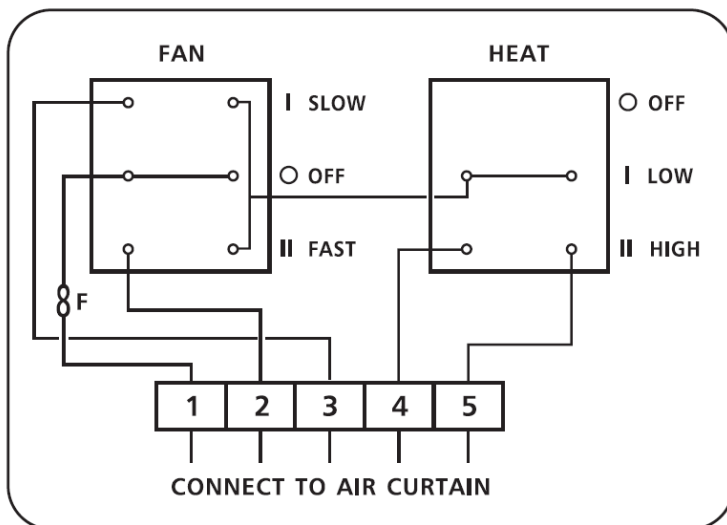
**ELECTRIC HEATING WIRING DIAGRAM**



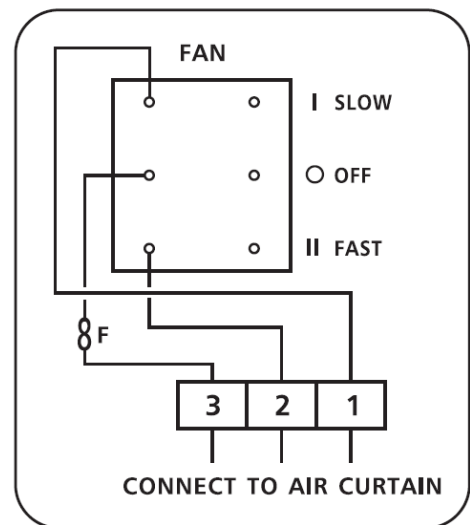
**AMBIENT/WATER WIRING DIAGRAM**



**ELECTRIC CONTROL PANEL**



**AMBIENT/WATER CONTROL PANEL**



THE PERIMETER HEATING COMPANY LTD.  
31 Alvis Way  
Royal Oak Industrial Estate  
Daventry  
NN11 8PG

TEL: 07803 307 373  
Email: [sales@perimeterheating.com](mailto:sales@perimeterheating.com)  
Web: [www.perimeterheating.com](http://www.perimeterheating.com)